



ideal
WORK[®]
innovative surfaces

Maintenance manual for Ideal Work[®] interior decorative floors

Acid stain / Nuvolato / Microtopping[®] / Lixio[®] / Architop[®]

Aims of the manual


The aim of this manual is to explain best methods of use and application of Ideal Work products and tools required to carry out periodic maintenance. These instructions are applicable for all Ideal Work internal decorative surfaces (Microtopping®, Nuvolato floors, Acid Stain, Architop®, Lixio®) for the purpose of preserving the protection and the aesthetic appearance of the materials over time.

Contents

1 What not to use	2
2 Tools required	3
2.1 Small environment	3
2.2 Large environment	4
3 Floors for heavy and light traffic	5
4 Ideal Work products for maintenance	6
5 Initial washing and first protective application	7
5.1 Light dirt	7
5.2 Heavy dirt	8
5.3 First Ideal-Care protective application	8
6 Ordinary maintenance	10
7 Extraordinary maintenance	11
7.1 Extraordinary washing of the surface	12
7.2 Removal of difficult stains	12

1. What not to use

- Do not use aggressive products and equipment.
- Do not use untested products that are not guaranteed by Ideal Work



Brushes with nylon bristles



Mop



NOTE

For stores and large environments, it is highly recommended to place a carpet at the entrance.

2. Tools required

2.1 Small environment

Private residence, small office



Microfibre cloth





Cleaning Kit



Wax spreader

2.2 Large environment

Store, showroom, restaurant




Microfibre cloth



Cleaning Kit




Wax spreader



Bucket for wax spreader



White cleaning pad



Floor buffer

3. Floors for heavy and light traffic

Ideal Work floors are decorative surfaces used for small and large environments: homes, stores, restaurants and museums. All these spaces require different types of maintenance. The main variable is the amount of traffic that the floor must support.

The heavier the traffic, the more frequently maintenance will be required.

Light traffic area

After the initial treatment, it will be sufficient to wash the floor once a week and apply the protective treatment once every 8-12 months.

Heavy traffic area

When the surface must support intense stress, it is recommended to wash the floor more often, between 4 and 7 times a week, and apply the protective treatment every 3-6 months.

IMPORTANT

It is important to always use 2 buckets of water to thoroughly clean the floor. One should contain clean water and detergent, the other bucket is for wringing out the dirty water. If only one bucket is used, you will simply be moving the dirt from one part of the floor to another, without really cleaning it.

4. Ideal Work products for maintenance



Perfetto-CF
Concentrated neutral detergent

5 Litre



Ideal-Care
Protective matt coating

5 Litre

5. Initial washing and first protective coating application

The first time you wash an Ideal Work decorative floor, it is important to ascertain the degree and type dirt or contamination. This contamination should be thoroughly removed before the application of **Ideal Care protective coating**.

5.1 Light dirt

For deposits of dust and light dirt

Product: Perfetto-CF concentrated neutral detergent

Coverage: 150 m² per litre (diluted 1:100)

Equipment: microfibre cloth

Procedure: Clean the surface with **Perfetto-CF** diluted 1:100 (1/3 of a water glass, 70 ml, in 5 litres of water); use warm water where possible and thoroughly wring out the cloth and rinse frequently in the detergent solution. **At this level of dilution it is not necessary to rinse the surface.**



Pour the Perfetto-CF into 1/3 of a water glass (70 ml)



Dilute a water glass of Perfetto-CF in 5 litres of lukewarm water



Wring out the cloth, rinsing it in the detergent solution

5.2 Heavy dirt

For heavy dirt at the end of construction works

Product: Perfetto-CF concentrated neutral detergent

Coverage: 50/70 m² per litre (diluted 1:30)

Equipment: microfibre cloth

Procedure: uniformly spread the solution of Perfetto-CF (1 water glass, 200 ml, in 5 litres of water), vigorously clean with the microfibre cloth. It is recommended to wring out the cloth frequently in the washing solution. **Finally, rinse with clean water.**



Fill 1 full water glass with Perfetto-CF (200 ml)



Dilute the water glass of Perfetto-CF in 5 litres of lukewarm water



Wring out the cloth, rinsing it in the detergent solution

5.3 First Ideal-Care protective application

Floors are subject to wear and tear and chemical attacks every day. The extent of these problems can vary, depending on the environment.

In order to maintain the beauty and protection of its floors for longer, Ideal Work created **Ideal-Care**, a protective, water-based coating. **Ideal-Care** was specifically formulated to be used on Ideal Work decorative surfaces. The finish is matt. **The product can only be used on interior surfaces.**

IMPORTANT

Initially it is recommended to apply **Ideal-Care** once a week for the first month, diluted in accordance with the instructions given below. These repeated applications will enable Ideal-Care to create a light protective film that will keep the surface protected.

Product: Ideal-Care protective matt coating

Coverage: 120 m² per litre of diluted product (1:5)


Equipment: wax spreader or microfibre cloth

Procedure: dilute 5 water glasses of Ideal-Care (1000 ml) in 5 litres of water. Apply the product on a clean and dry floor with a wax spreader or microfibre cloth. Leave to dry.

This should be repeated, depending on the level and frequency of traffic using the floor:

Low traffic (for example, private residence): every 8-12 months or as needed

Heavy traffic (for example, offices, stores): every 3-6 months or as needed



Fill 5 water glasses with Ideal-Care (1000 ml)



Dilute the water glasses in 5 litres of water



Apply with a microfibre cloth or wax spreader

6. Ordinary maintenance

The purpose of ordinary maintenance is to remove dirt, light stains, marks from footwear etc. It should be carried out regularly and is vital to use products and methods that do not damage the material and the protection applied.

For **ordinary maintenance**, washing with **Perfetto CF** is recommended, appropriately diluted in water. At a dilution of 1:100 (1/3 of a water glass, 70 ml, in a 5 litre bucket of water), rinsing is not necessary.

This maintenance can also be carried out daily, depending on the traffic and dirt that is deposited on the floor.

For example, this operation can be carried out 1-2 times a week in a private residence but should be done 5-7 times a week in a very busy restaurant.



Pour the Perfetto-CF (70 ml) into 1/3 of a water glass



Dilute the water glass of Perfetto-CF in 5 litres of lukewarm water



Wring out the cloth, rinsing it in the detergent solution

7. Extraordinary maintenance

The purpose of extraordinary maintenance is to renew protection that has been worn by use and restore the original level of protection. This is possible by using **Ideal-Care**, a water-based protective coating. **Ideal-Care** was specifically formulated to be used on Ideal Work decorative surfaces. Ideal-Care has a matt finish. The product can only be used on interior surfaces.

Treatment with Ideal-Care should be carried out regularly, depending on the level of traffic sustained by the floor:

Low traffic (for example, private residence): every 8-12 months or as needed

Heavy traffic (for example, offices, stores): every 3-6 months or as needed

The application of Ideal-Care is best carried out after the first washing.

Product: Ideal-Care protective matt coating

Coverage: 120 m² per litre of diluted product (1:5)

Equipment: wax spreader or microfibre cloth

Procedure: dilute 5 water glasses (1000 ml) of **Ideal-Care** in 5 litres of water. Apply the product on a clean dry floor with a wax spreader or microfibre cloth. Leave to dry.



Fill 5 water glasses with Ideal-Care (1000 ml)



Dilute the water glasses in 5 litres of water



Apply with a microfibre cloth or wax spreader

7.1 Extraordinary washing of the surface

Extraordinary washing should be carried out every time the surface displays grease and dirt and when deep cleaning is to be carried out. Washing with **Perfetto-CF** diluted 1:30 in water is recommended, following the instructions given in point 5.2. An application of **Ideal-Care** should always follow, in accordance with point 7.

7.2 Removal of difficult stains

In the event of significant stains, treat them in the proper manner and avoid tools and products that are too aggressive. The first thing to do is to try and use **Perfetto-CF** detergent at a dilution of 1:10 or 1:5 in water. Give the product time to act and rub with a soft, abrasive sponge.

In the case of more aggressive stains, the following products may be used:

Coloured stains (for example, coffee, tea) pour **Fila SR95** directly on the stain, leaving it to act for around 15 minutes, then rub with a damp sponge and rinse with water;

Oil stains: spray **Fila No Spot directly** on the oil stain. Leave the solvent to evaporate for 15-30 minutes, then remove the white powder that forms with a brush. Finally, wipe with a damp cloth.

An application of **Ideal-Care** should always follow, in accordance with point 7.

Read instructions before using.

The products can be found online at www.Amazon.it

WARNING

The preceding instructions are not valid for exterior areas, damp areas (showers, bathtubs) and areas with constant humidity.



Ideal Work Srl

Via Kennedy, 52 - 31030 Vallà di Riese Pio X, (TV) - Italy

Tel (+39) 0423 4535 - Fax (+39) 0423 453536

info@idealwork.it - www.idealwork.com - www.microtopping.com